



1. I have been told about the study and I know why it is being done and what to do. I know that I do not have to do it if I do not want to. If I have questions I can ask my teacher. I know that I can stop at any time.

		Response Percent	Response Count
I understand and will begin the survey.		100.0%	23
I would rather not do it.		0.0%	0
answered question			23
skipped question			0







2. Where do you go to school?

		Response Percent	Response Count
IS 53		100.0%	23
IS 109		0.0%	0
IS 137		0.0%	0
IS 192		0.0%	0
IS 210		0.0%	0
IS 226		0.0%	0
IS 238		0.0%	0
MS 202		0.0%	0
PS 42		0.0%	0
PS 197		0.0%	0
PS 223		0.0%	0
PS/IS 116		0.0%	0
PS/IS 225		0.0%	0
Al-Ihsan Academy		0.0%	0
August Martin HS		0.0%	0
Beach Channel HS		0.0%	0
Business Computer Application HS		0.0%	0
Christ Lutheran School		0.0%	0
Devine Mercy Catholic Academy Elementary and Middle School		0.0%	0
Far Rockaway HS		0.0%	0
Grace Lutheran Day School		0.0%	0
John Adams HS		0.0%	0




Richmond Hill HS	0.0%	0
St. Francis De Sales School	0.0%	0
St. Joachim and Anne	0.0%	0
St. Joseph's Parish Day	0.0%	0
St. Rose of Lima School	0.0%	0
Other	0.0%	0
other school (please specify)		0
answered question		23
skipped question		0

3. What grade are you in?			
		Response Percent	Response Count
6th		0.0%	0
7th		0.0%	0
8th		100.0%	23
9th		0.0%	0
10th		0.0%	0
11th		0.0%	0
12th		0.0%	0
answered question			23
skipped question			0




4. How often do you use your computer at home for homework?

		Response Percent	Response Count
I don't have a computer at home		8.7%	2
I don't use my home computer for homework		26.1%	6
A few times a year		13.0%	3
About once a month		8.7%	2
About once a week		17.4%	4
Almost every night		26.1%	6
answered question			23
skipped question			0





5. Compared to last year, this year my teachers are using computers...

		Response Percent	Response Count
less		45.5%	10
about the same amount		40.9%	9
more		13.6%	3
answered question			22
skipped question			1




6. Compared to last year, this year students in my grade are using computers...

		Response Percent	Response Count
less		47.8%	11
about the same amount		34.8%	8
more		17.4%	4
answered question			23
skipped question			0




7. During this school year, how much time per week did you spend using computers in your class(es)?

		Response Percent	Response Count
Not at all		56.5%	13
Less than one period per week		21.7%	5
1 or 2 periods (or a double period) per week		13.0%	3
3 to 4 periods per week		8.7%	2
More than 4 periods per week		0.0%	0
answered question			23
skipped question			0



8. During this school year, I typed up reports and assignments.

		Response Percent	Response Count
Never		80.0%	8
A few times a year		10.0%	1
About once a month		10.0%	1
About once a week		0.0%	0
Almost every day		0.0%	0
answered question			10
skipped question			13





9. During this school year, I made spreadsheets and graphs.

		Response Percent	Response Count
Never		80.0%	8
A few times a year		10.0%	1
About once a month		10.0%	1
About once a week		0.0%	0
Almost every day		0.0%	0
answered question			10
skipped question			13





10. During this school year, I used blogs to communicate with other students and teachers

		Response Percent	Response Count
Never		90.0%	9
A few times a year		0.0%	0
About once a month		0.0%	0
About once a week		0.0%	0
Almost every day		10.0%	1
answered question			10
skipped question			13




11. During this school year, I did research on the Internet for a report or assignment.

		Response Percent	Response Count
Never		40.0%	4
A few times a year		20.0%	2
About once a month		30.0%	3
About once a week		10.0%	1
Almost every day		0.0%	0
answered question			10
skipped question			13




12. During this school year, I made a PowerPoint presentation.

		Response Percent	Response Count
Never		50.0%	5
A few times a year		30.0%	3
About once a month		0.0%	0
About once a week		10.0%	1
Almost every day		10.0%	1
answered question			10
skipped question			13





13. During this school year, I used the computer to make a graphic novel.

		Response Percent	Response Count
Never		80.0%	8
A few times a year		0.0%	0
About once a month		10.0%	1
About once a week		0.0%	0
Almost every day		10.0%	1
answered question			10
skipped question			13




14. During this school year, I took a test on the computer.

		Response Percent	Response Count
Never		60.0%	6
A few times a year		20.0%	2
About once a month		20.0%	2
About once a week		0.0%	0
Almost every day		0.0%	0
answered question			10
skipped question			13



15. During this school year, I used a computer program to improve my study skills or learning skills.

		Response Percent	Response Count
Never		50.0%	5
A few times a year		30.0%	3
About once a month		10.0%	1
About once a week		0.0%	0
Almost every day		10.0%	1
answered question			10
skipped question			13



16. During this school year, I made or listened to a podcast.

		Response Percent	Response Count
Never		80.0%	8
A few times a year		0.0%	0
About once a month		0.0%	0
About once a week		10.0%	1
Almost every day		10.0%	1
answered question			10
skipped question			13




17. During this school year, I made or edited a webpage or worked in a web environment, like a wikispace.

		Response Percent	Response Count
Never		80.0%	8
A few times a year		20.0%	2
About once a month		0.0%	0
About once a week		0.0%	0
Almost every day		0.0%	0
answered question			10
skipped question			13



18. This school year, I collected data using equipment that go with the computer, like probes or PDAs.

		Response Percent	Response Count
Never		90.0%	9
A few times a year		0.0%	0
About once a month		0.0%	0
About once a week		0.0%	0
Almost every day		10.0%	1
answered question			10
skipped question			13












19. This school year, I made or edited a video or movie.

		Response Percent	Response Count
Never		80.0%	8
A few times a year		0.0%	0
About once a month		10.0%	1
About once a week		10.0%	1
Almost every day		0.0%	0
answered question			10
skipped question			13

20. During the past school year, I created or contributed to a web-based map or timeline.

		Response Percent	Response Count
Never		80.0%	8
A few times a year		20.0%	2
About once a month		0.0%	0
About once a week		0.0%	0
Almost every day		0.0%	0
answered question			10
skipped question			13

21. In which classes do you use technology. (Check all that apply)

		Response Percent	Response Count
Math		0.0%	0
Sciences		30.0%	3
English Language Arts		10.0%	1
Social Studies		80.0%	8
Art		0.0%	0
Music		0.0%	0
Physical Education/Gym		0.0%	0
ESL or ELL		0.0%	0
Computer Class		0.0%	0
Multi-Media		0.0%	0
None of the Above		10.0%	1
Other (please specify)			3
answered question			10
skipped question			13

22. How well do you know how to use the following equipment, applications or web sites?

	I never tried	I know the basics	I'm pretty good	I'm an expert	Response Count
Digital camera or video	4.3% (1)	26.1% (6)	43.5% (10)	26.1% (6)	23
Audacity or GarageBand	87.0% (20)	8.7% (2)	4.3% (1)	0.0% (0)	23
iMovie or Movie Maker	60.9% (14)	21.7% (5)	13.0% (3)	4.3% (1)	23
Wikispaces	91.3% (21)	8.7% (2)	0.0% (0)	0.0% (0)	23
Teacher/Class Blogs	73.9% (17)	13.0% (3)	13.0% (3)	0.0% (0)	23
Comic Life	73.9% (17)	8.7% (2)	13.0% (3)	4.3% (1)	23
answered question					23
skipped question					0

23. How much do you agree with these statements?						
	Strongly Disagree	Disagree	Agree	Strongly Agree	Rating Average	Response Count
I am able to learn more when I use computers in my school.	0.0% (0)	4.3% (1)	69.6% (16)	26.1% (6)	3.22	23
I work harder on my assignments when I am using a computer.	0.0% (0)	4.3% (1)	65.2% (15)	30.4% (7)	3.26	23
I would be a better student if I got to use technology more in school.	4.3% (1)	13.0% (3)	43.5% (10)	39.1% (9)	3.17	23
Teachers in this school know a lot about how to use computers to help students learn more.	0.0% (0)	30.4% (7)	56.5% (13)	13.0% (3)	2.83	23
There are enough computers in my school for students to use for their schoolwork.	8.7% (2)	39.1% (9)	43.5% (10)	8.7% (2)	2.52	23
I am using computers in my class (es) in ways that other students in this school are not.	30.4% (7)	56.5% (13)	8.7% (2)	4.3% (1)	1.87	23
I have shown other students how to do things with computers.	4.3% (1)	39.1% (9)	47.8% (11)	8.7% (2)	2.61	23
I have shown a teacher how to do things with computers.	17.4% (4)	60.9% (14)	17.4% (4)	4.3% (1)	2.09	23
I use computers more in my class (es) than other students in this school	47.8% (11)	47.8% (11)	4.3% (1)	0.0% (0)	1.57	23
answered question						23
skipped question						0